

FUNKHOUSER REPORT

WEEKLY

A WEEKLY SNAPSHOT OF THE SHENANDOAH VALLEY REAL ESTATE MARKET

MAY 6, 2020



SHENANDOAH VALLEY BY THE NUMBERS: JANUARY 1 - May 3, 2020

HARRISONBURG & ROCKINGHAM			
	2019	2020	+ / -
NEW LISTINGS	528	538	+2%
CONTRACTS	533	514	-4%
CLOSINGS	349	361	+3%

Source: Harrisonburg-Rockingham Association of REALTORS Multiple Listing Service.

SHENANDOAH COUNTY			
	2019	2020	+ / -
NEW LISTINGS	319	298	-7%
CONTRACTS	260	267	+3%
CLOSINGS	214	217	+1%

Source: Massanutten Association of REALTORS Multiple Listing Service.

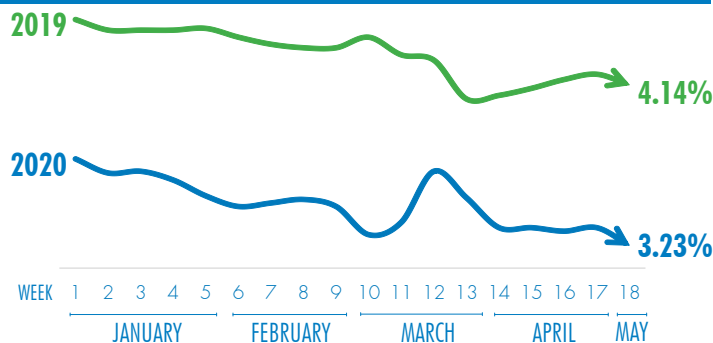
PAGE COUNTY			
	2019	2020	+ / -
NEW LISTINGS	96	94	-2%
CONTRACTS	56	67	+16%
CLOSINGS	45	51	+12%

Source: Massanutten Association of REALTORS Multiple Listing Service.

STAUNTON, WAYNESBORO & AUGUSTA			
	2019	2020	+ / -
NEW LISTINGS	722	610	-18%
CONTRACTS	751	670	-12%
CLOSINGS	460	425	-8%

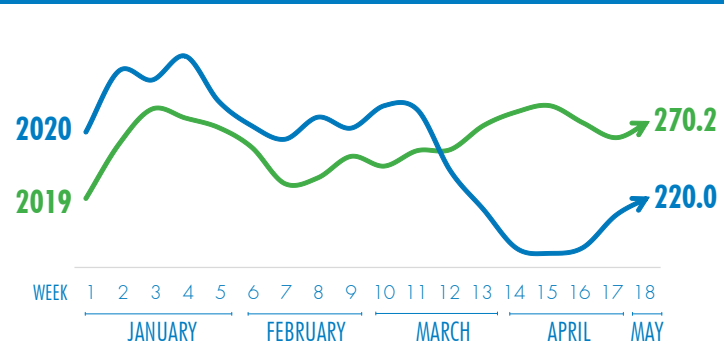
Source: Greater Augusta Association of REALTORS Multiple Listing Service.

30 YEAR MORTGAGE RATES



Source: Freddie Mac Primary Mortgage Market Survey. Note: The historic low rate is 3.23% on April 30, 2020.

30 YEAR MORTGAGE APPLICATION INDEX



Source: Mortgage Bankers Association of America. Note: Index of 100 is based on March 16, 1990 activity.



FUNKHOUSER
REAL ESTATE GROUP

www.FunkhouserGroup.com

HARRISONBURG
401 University Blvd
Harrisonburg, VA 22801
(540) 434-2400

WOODSTOCK
1010 Ox Road
Woodstock, VA 22664
(540) 459-4002

LURAY
7 Campbell St., Ste. B
Luray, VA 22835
(540) 743-4545

ELKTON
14016 Spotswood Trl.
Elkton, VA 22827
(540) 298-0280



FUNKHOUSER REPORT

WEEKLY

HARRISONBURG & ROCKINGHAM COUNTY BY THE NUMBERS

MAY 6, 2020



YEAR TO DATE

538

HOMES LISTED YTD

THAT'S A 2%
INCREASE IN
INVENTORY

DAYS ON
19

MARKET YTD
89% DECREASE

514

CONTRACTS YTD

4% LESS HOMES
ARE GOING
UNDER CONTRACT

MEDIAN
\$231,500

PRICE YTD
8% INCREASE

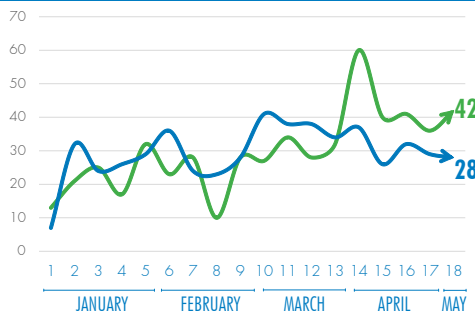
361

CLOSINGS YTD

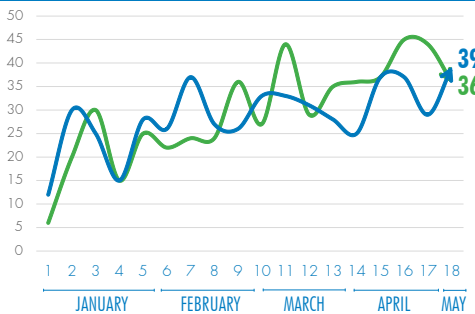
RESIDENTIAL
CLOSINGS
ARE UP 3%

WEEKLY TRENDS

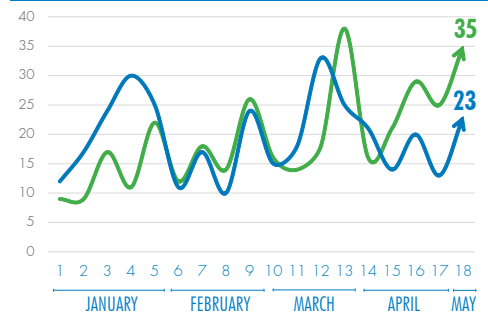
LISTINGS



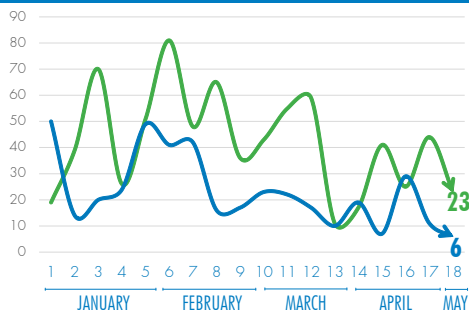
CONTRACTS



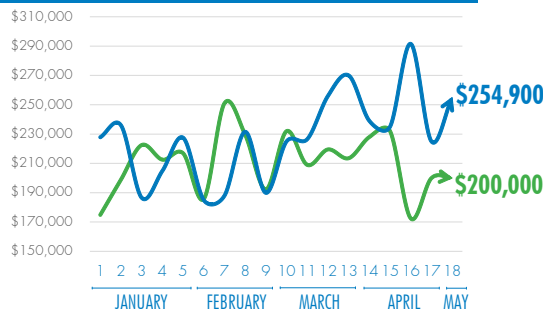
CLOSINGS



DAYS ON MARKET



MEDIAN PRICE



TREND LINES

2020 2019

DATA SOURCE

Data is calculated each week on market activity from the previous Monday through Sunday. The source of the data is the Harrisonburg-Rockingham Association of REALTORS Multiple Listing Service.



FUNKHOUSER
REAL ESTATE GROUP

www.FunkhouserGroup.com

HARRISONBURG

401 University Blvd
Harrisonburg, VA 22801
(540) 434-2400

WOODSTOCK

1010 Ox Road
Woodstock, VA 22664
(540) 459-4002

LURAY

7 Campbell St., Ste. B
Luray, VA 22835
(540) 743-4545

ELKTON

14016 Spotswood Trl.
Elkton, VA 22827
(540) 298-0280



FUNKHOUSER REPORT

WEEKLY

SHENANDOAH COUNTY BY THE NUMBERS

MAY 6, 2020



YEAR TO DATE

298
HOMES LISTED YTD
THAT'S A 7%
DECREASE IN
INVENTORY

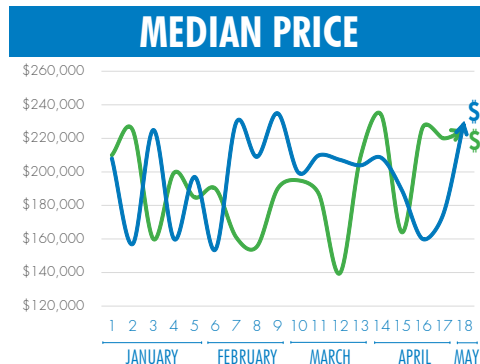
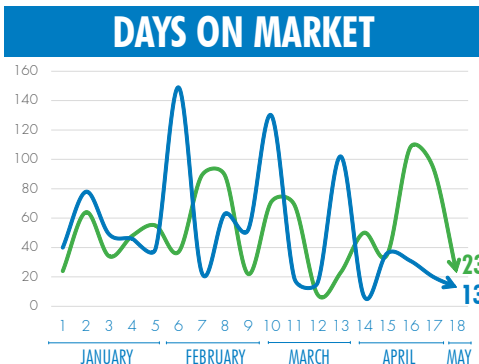
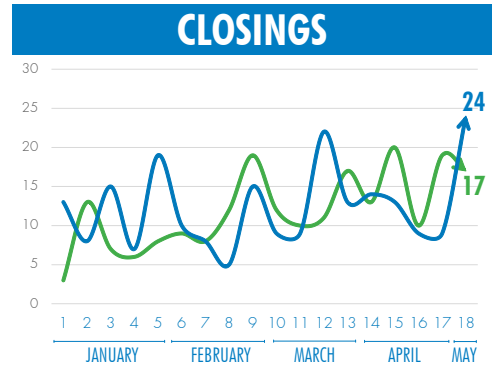
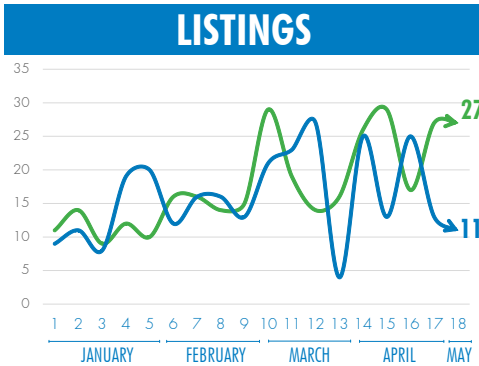
DAYS ON
35
MARKET YTD
40% DECREASE

267
CONTRACTS YTD
3% MORE HOMES
ARE GOING
UNDER CONTRACT

MEDIAN
\$204,900
PRICE YTD
5% INCREASE

217
CLOSINGS YTD
RESIDENTIAL
CLOSINGS
ARE UP 1%

WEEKLY TRENDS



TREND LINES

→ 2020 → 2019

DATA SOURCE

Data is calculated each week on market activity from the previous Monday through Sunday. The source of the data is the Massanutten Association of REALTORS Multiple Listing Service.



FUNKHOUSER
REAL ESTATE GROUP

www.FunkhouserGroup.com

HARRISONBURG

401 University Blvd
Harrisonburg, VA 22801
(540) 434-2400

WOODSTOCK

1010 Ox Road
Woodstock, VA 22664
(540) 459-4002

LURAY

7 Campbell St., Ste. B
Luray, VA 22835
(540) 743-4545

ELKTON

14016 Spotswood Trl.
Elkton, VA 22827
(540) 298-0280



FUNKHOUSER REPORT

WEEKLY

PAGE COUNTY BY THE NUMBERS

MAY 6, 2020



YEAR TO DATE

94

HOMES LISTED YTD

THAT'S A 2%
DECREASE IN
INVENTORY

DAYS ON

55

MARKET YTD
29% DECREASE

67

CONTRACTS YTD

16% MORE HOMES
ARE GOING
UNDER CONTRACT

MEDIAN

\$195,000

PRICE YTD
9% DECREASE

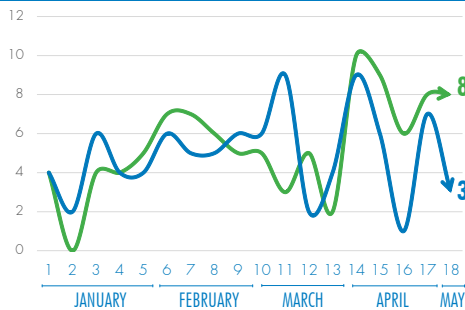
51

CLOSINGS YTD

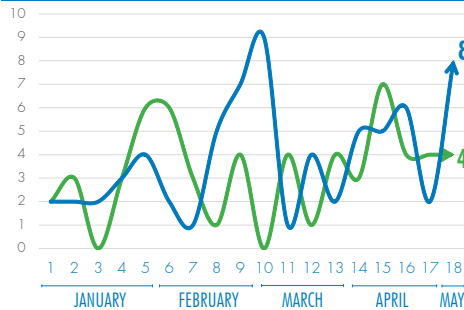
RESIDENTIAL
CLOSINGS
ARE UP 12%

WEEKLY TRENDS

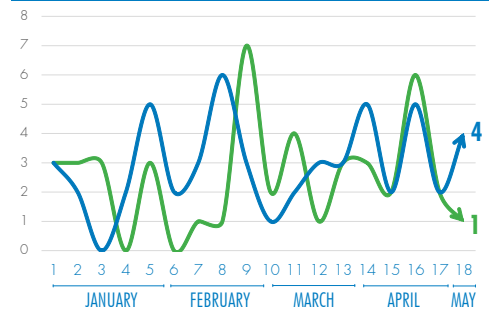
LISTINGS



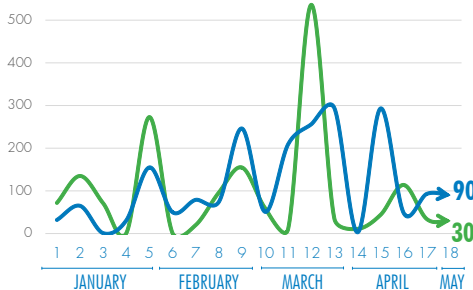
CONTRACTS



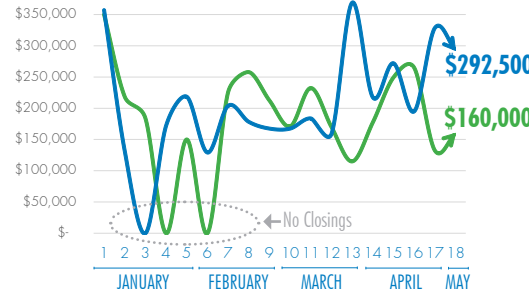
CLOSINGS



DAYS ON MARKET



MEDIAN PRICE



TREND LINES

2020 2019

DATA SOURCE

Data is calculated each week on market activity from the previous Monday through Sunday. The source of the data is the Massanutten Association of REALTORS Multiple Listing Service.



FUNKHOUSER
REAL ESTATE GROUP

www.FunkhouserGroup.com

HARRISONBURG

401 University Blvd
Harrisonburg, VA 22801
(540) 434-2400

WOODSTOCK

1010 Ox Road
Woodstock, VA 22664
(540) 459-4002

LURAY

7 Campbell St., Ste. B
Luray, VA 22835
(540) 743-4545

ELKTON

14016 Spotswood Trl.
Elkton, VA 22827
(540) 298-0280



FUNKHOUSER REPORT

WEEKLY

STAUNTON, WAYNESBORO & AUGUSTA COUNTY BY THE NUMBERS

MAY 6, 2020



YEAR TO DATE

610

HOMES LISTED YTD

THAT'S A 18%
DECREASE IN
INVENTORY

DAYS ON

18

MARKET YTD
39% DECREASE

670

CONTRACTS YTD

12% LESS HOMES
ARE GOING
UNDER CONTRACT

MEDIAN

\$208,000

PRICE YTD
7% INCREASE

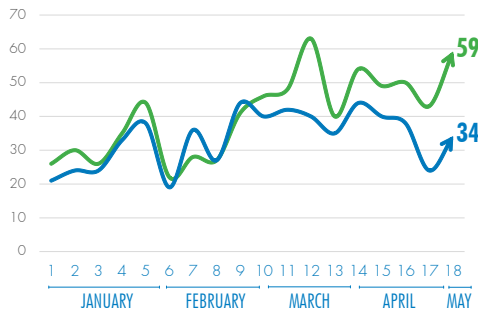
425

CLOSINGS YTD

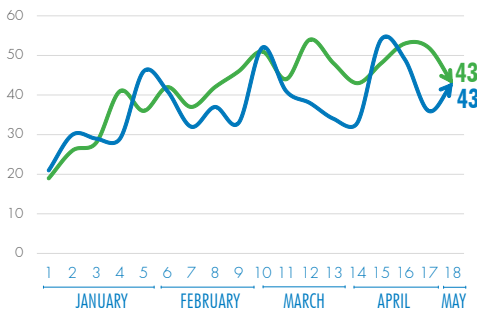
RESIDENTIAL
CLOSINGS
ARE DOWN 8%

WEEKLY TRENDS

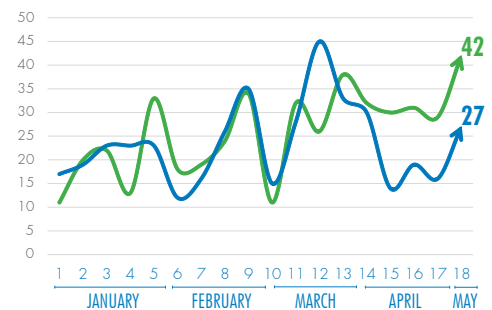
LISTINGS



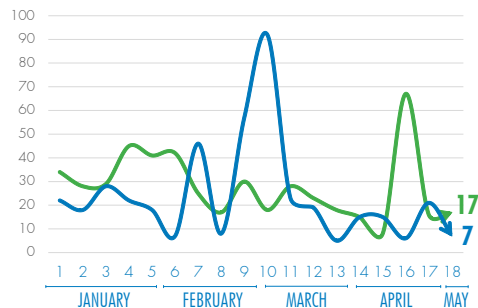
CONTRACTS



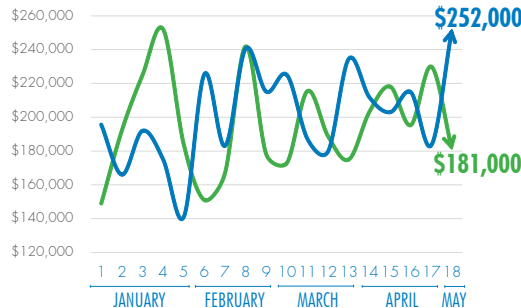
CLOSINGS



DAYS ON MARKET



MEDIAN PRICE



TREND LINES

2020 2019

DATA SOURCE

Data is calculated each week on market activity from the previous Monday through Sunday. The source of the data is the Greater Augusta Association of REALTORS Multiple Listing Service.



FUNKHOUSER
REAL ESTATE GROUP

www.FunkhouserGroup.com

HARRISONBURG

401 University Blvd
Harrisonburg, VA 22801
(540) 434-2400

WOODSTOCK

1010 Ox Road
Woodstock, VA 22664
(540) 459-4002

LURAY

7 Campbell St., Ste. B
Luray, VA 22835
(540) 743-4545

ELKTON

14016 Spotswood Trl.
Elkton, VA 22827
(540) 298-0280

