

FUNKHOUSER REPORT

WEEKLY

A WEEKLY SNAPSHOT OF THE SHENANDOAH VALLEY REAL ESTATE MARKET

MAY 20, 2020



SHENANDOAH VALLEY BY THE NUMBERS: JANUARY 1 - MAY 17, 2020

HARRISONBURG & ROCKINGHAM			
	2019	2020	+ / -
NEW LISTINGS	601	609	+1%
CONTRACTS	600	585	-3%
CLOSINGS	407	414	+2%

Source: Harrisonburg-Rockingham Association of REALTORS Multiple Listing Service.

SHENANDOAH COUNTY			
	2019	2020	+ / -
NEW LISTINGS	366	322	-14%
CONTRACTS	295	303	-3%
CLOSINGS	244	243	-.4%

Source: Massanutten Association of REALTORS Multiple Listing Service.

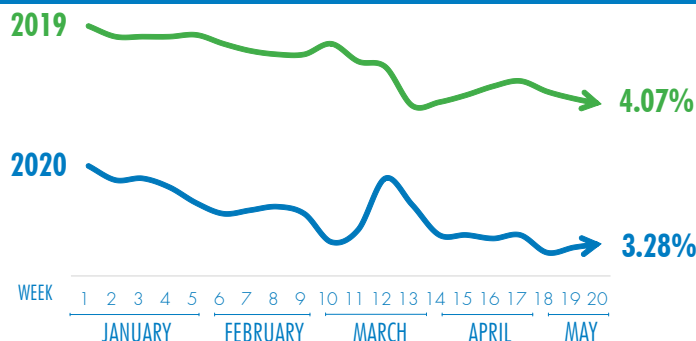
PAGE COUNTY			
	2019	2020	+ / -
NEW LISTINGS	109	106	-3%
CONTRACTS	79	61	+23%
CLOSINGS	52	55	+5%

Source: Massanutten Association of REALTORS Multiple Listing Service.

STAUNTON, WAYNESBORO & AUGUSTA			
	2019	2020	+ / -
NEW LISTINGS	828	693	-19%
CONTRACTS	848	765	-11%
CLOSINGS	527	491	-7%

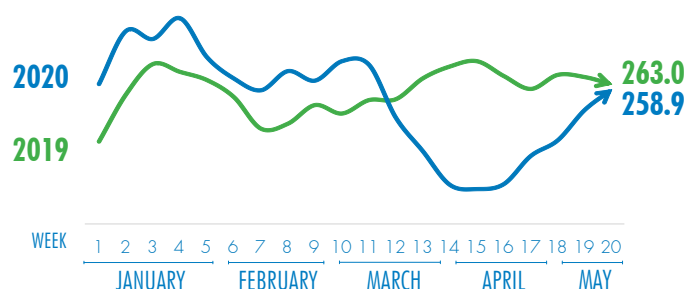
Source: Greater Augusta Association of REALTORS Multiple Listing Service.

30 YEAR MORTGAGE RATES



Source: Freddie Mac Primary Mortgage Market Survey. Note: The historic low rate is 3.23% on April 30, 2020.

30 YEAR MORTGAGE APPLICATION INDEX



Source: Mortgage Bankers Association of America. Note: Index of 100 is based on March 16, 1990 activity.



FUNKHOUSER
REAL ESTATE GROUP

www.FunkhouserGroup.com

HARRISONBURG
401 University Blvd
Harrisonburg, VA 22801
(540) 434-2400

WOODSTOCK
1010 Ox Road
Woodstock, VA 22664
(540) 459-4002

LURAY
7 Campbell St., Ste. B
Luray, VA 22835
(540) 743-4545

ELKTON
14016 Spotswood Trl.
Elkton, VA 22827
(540) 298-0280



FUNKHOUSER REPORT

WEEKLY

HARRISONBURG & ROCKINGHAM COUNTY BY THE NUMBERS

MAY 20, 2020



YEAR TO DATE

609

HOMES LISTED YTD

THAT'S A 1%
INCREASE IN
INVENTORY

DAYS ON
17

MARKET YTD
100% DECREASE

585

CONTRACTS YTD

3% LESS HOMES
ARE GOING
UNDER CONTRACT

MEDIAN

\$232,000

PRICE YTD
7% INCREASE

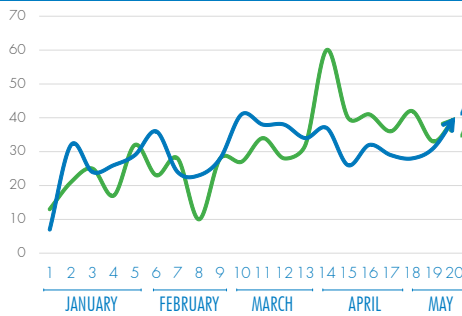
414

CLOSINGS YTD

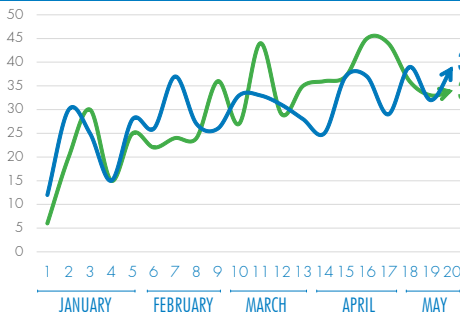
RESIDENTIAL
CLOSINGS
ARE UP 2%

WEEKLY TRENDS

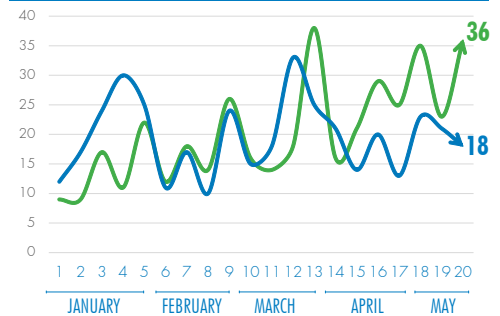
LISTINGS



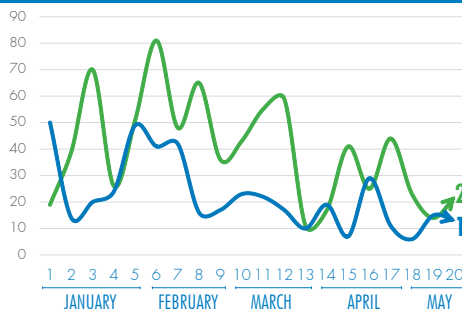
CONTRACTS



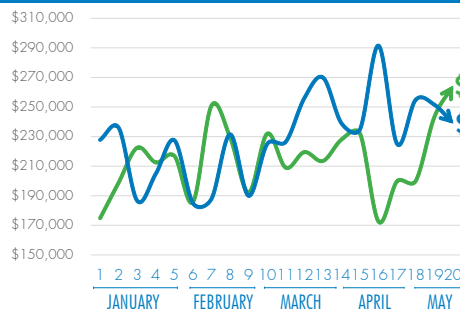
CLOSINGS



DAYS ON MARKET



MEDIAN PRICE



TREND LINES

2020 2019

DATA SOURCE

Data is calculated each week on market activity from the previous Monday through Sunday. The source of the data is the Harrisonburg-Rockingham Association of REALTORS Multiple Listing Service.



FUNKHOUSER
REAL ESTATE GROUP

www.FunkhouserGroup.com

HARRISONBURG

401 University Blvd
Harrisonburg, VA 22801
(540) 434-2400

WOODSTOCK

1010 Ox Road
Woodstock, VA 22664
(540) 459-4002

LURAY

7 Campbell St., Ste. B
Luray, VA 22835
(540) 743-4545

ELKTON

14016 Spotswood Trl.
Elkton, VA 22827
(540) 298-0280



FUNKHOUSER REPORT

WEEKLY

SHENANDOAH COUNTY BY THE NUMBERS

MAY 20, 2020



New Market Battlefield - Bushong Farmhouse



158 E. Avondale Ave., Mount Jackson, VA \$174,900

YEAR TO DATE

322

HOMES LISTED YTD

THAT'S A 14%
DECREASE IN
INVENTORY

DAYS ON
32

MARKET YTD
34% DECREASE

295

CONTRACTS YTD

3% LESS HOMES
ARE GOING
UNDER CONTRACT

MEDIAN

\$202,000

PRICE YTD
3% INCREASE

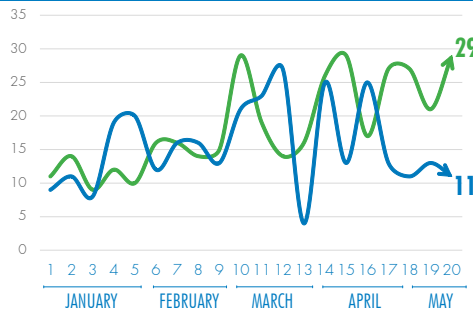
243

CLOSINGS YTD

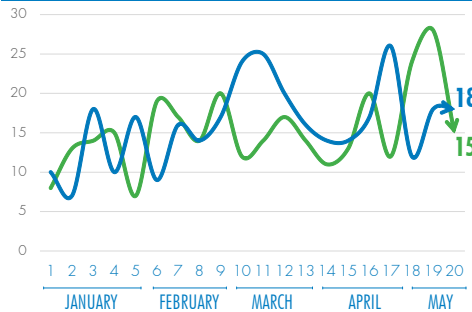
RESIDENTIAL
CLOSINGS
ARE DOWN .4%

WEEKLY TRENDS

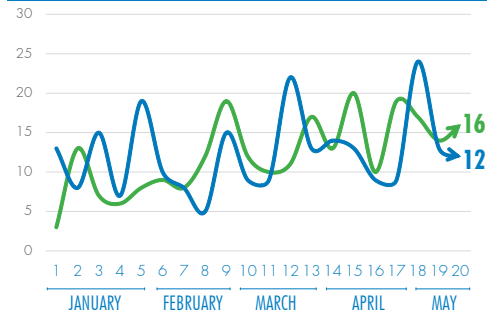
LISTINGS



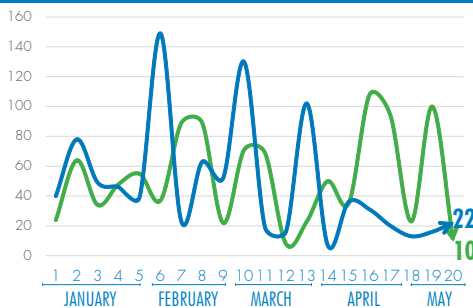
CONTRACTS



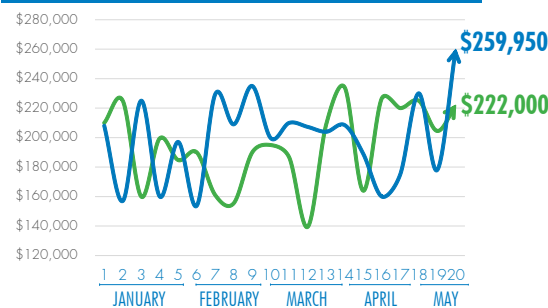
CLOSINGS



DAYS ON MARKET



MEDIAN PRICE



TREND LINES

2020 2019

DATA SOURCE

Data is calculated each week on market activity from the previous Monday through Sunday. The source of the data is the Massanutten Association of REALTORS Multiple Listing Service.



FUNKHOUSER
REAL ESTATE GROUP

www.FunkhouserGroup.com

HARRISONBURG

401 University Blvd
Harrisonburg, VA 22801
(540) 434-2400

WOODSTOCK

1010 Ox Road
Woodstock, VA 22664
(540) 459-4002

LURAY

7 Campbell St., Ste. B
Luray, VA 22835
(540) 743-4545

ELKTON

14016 Spotswood Trl.
Elkton, VA 22827
(540) 298-0280



FUNKHOUSER REPORT

WEEKLY

PAGE COUNTY BY THE NUMBERS

MAY 20, 2020



YEAR TO DATE

106

HOMES LISTED YTD

THAT'S A 3%
DECREASE IN
INVENTORY

DAYS ON
54

MARKET YTD
17% DECREASE

79

CONTRACTS YTD

23% MORE HOMES
ARE GOING
UNDER CONTRACT

MEDIAN
\$195,000
PRICE YTD
3% DECREASE

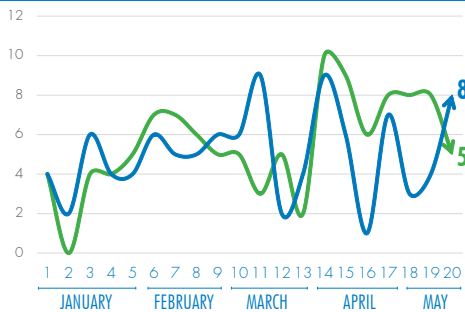
55

CLOSINGS YTD

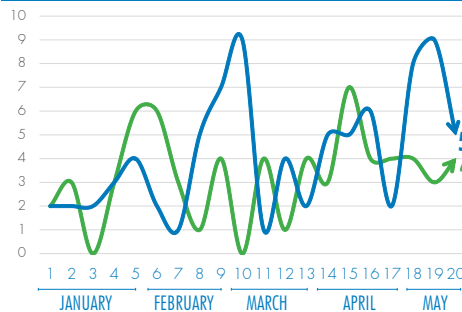
RESIDENTIAL
CLOSINGS
ARE UP 5%

WEEKLY TRENDS

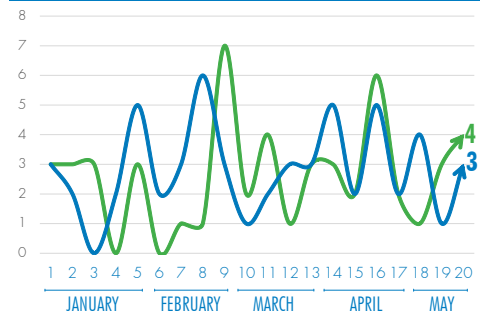
LISTINGS



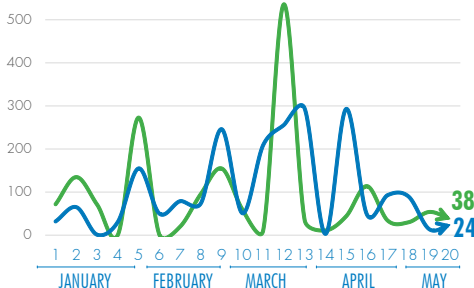
CONTRACTS



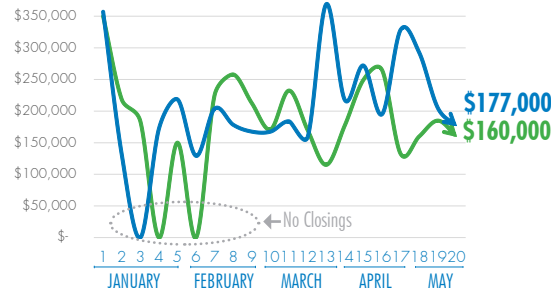
CLOSINGS



DAYS ON MARKET



MEDIAN PRICE



TREND LINES

→ 2020 → 2019

DATA SOURCE

Data is calculated each week on market activity from the previous Monday through Sunday. The source of the data is the Massanutten Association of REALTORS Multiple Listing Service.



FUNKHOUSER
REAL ESTATE GROUP

www.FunkhouserGroup.com

HARRISONBURG

401 University Blvd
Harrisonburg, VA 22801
(540) 434-2400

WOODSTOCK

1010 Ox Road
Woodstock, VA 22664
(540) 459-4002

LURAY

7 Campbell St., Ste. B
Luray, VA 22835
(540) 743-4545

ELKTON

14016 Spotswood Trl.
Elkton, VA 22827
(540) 298-0280



FUNKHOUSER REPORT

WEEKLY

STAUNTON, WAYNESBORO & AUGUSTA COUNTY BY THE NUMBERS

MAY 20, 2020



Downtown Staunton



62 Henry Rowe Ln., Craigsville, VA \$399,500

YEAR TO DATE

693

HOMES LISTED YTD

THAT'S A 19%
DECREASE IN
INVENTORY

DAYS ON
16

MARKET YTD
31% DECREASE

765

CONTRACTS YTD

11% LESS HOMES
ARE GOING
UNDER CONTRACT

MEDIAN

\$209,900

PRICE YTD
8% INCREASE

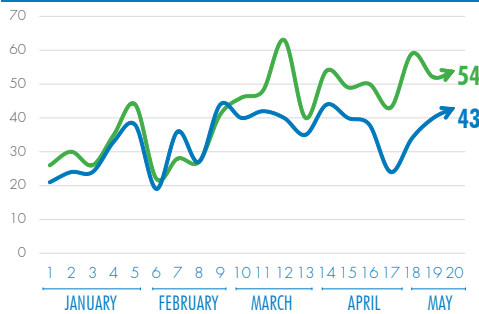
491

CLOSINGS YTD

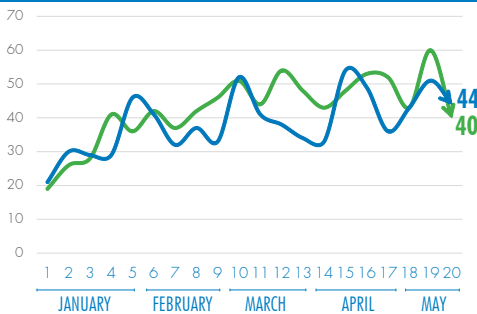
RESIDENTIAL
CLOSINGS
ARE DOWN 7%

WEEKLY TRENDS

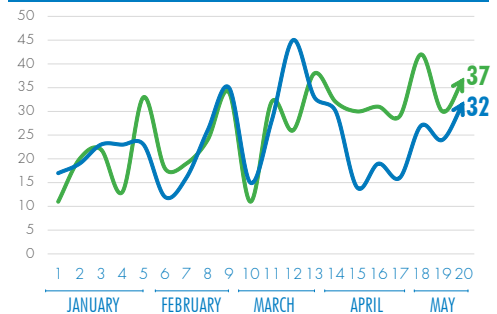
LISTINGS



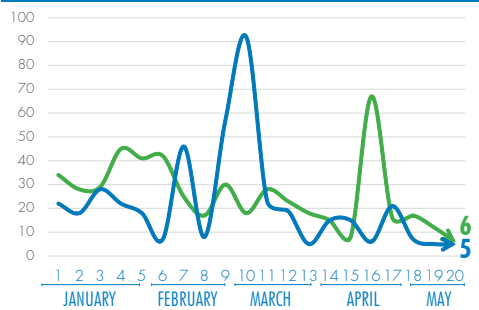
CONTRACTS



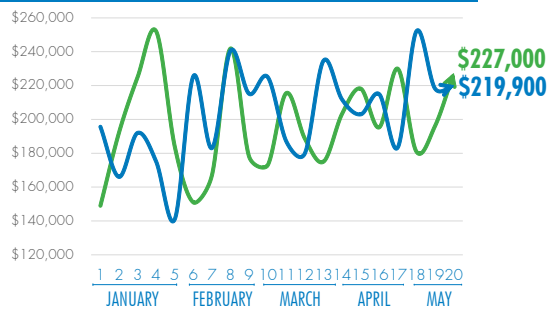
CLOSINGS



DAYS ON MARKET



MEDIAN PRICE



TREND LINES

→ 2020 → 2019

DATA SOURCE

Data is calculated each week on market activity from the previous Monday through Sunday. The source of the data is the Greater Augusta Association of REALTORS Multiple Listing Service.



FUNKHOUSER
REAL ESTATE GROUP

www.FunkhouserGroup.com

HARRISONBURG

401 University Blvd
Harrisonburg, VA 22801
(540) 434-2400

WOODSTOCK

1010 Ox Road
Woodstock, VA 22664
(540) 459-4002

LURAY

7 Campbell St., Ste. B
Luray, VA 22835
(540) 743-4545

ELKTON

14016 Spotswood Trl.
Elkton, VA 22827
(540) 298-0280

