

FUNKHOUSER REPORT

WEEKLY

A WEEKLY SNAPSHOT OF THE SHENANDOAH VALLEY REAL ESTATE MARKET

APRIL 29, 2020



SHENANDOAH VALLEY BY THE NUMBERS: JANUARY 1 - APRIL 26, 2020

HARRISONBURG & ROCKINGHAM			
	2019	2020	+ / -
NEW LISTINGS	488	510	+4%
CONTRACTS	498	475	-5%
CLOSINGS	314	332	+5%

Source: Harrisonburg-Rockingham Association of REALTORS Multiple Listing Service.

SHENANDOAH COUNTY			
	2019	2020	+ / -
NEW LISTINGS	288	287	-.3%
CONTRACTS	238	254	+6%
CLOSINGS	197	193	-2%

Source: Massanutten Association of REALTORS Multiple Listing Service.

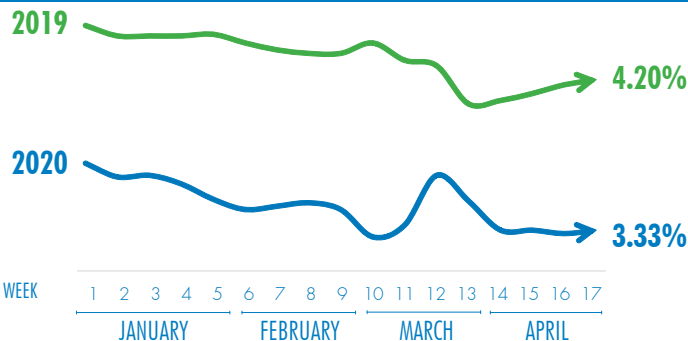
PAGE COUNTY			
	2019	2020	+ / -
NEW LISTINGS	87	91	+4%
CONTRACTS	53	62	+15%
CLOSINGS	44	47	+6%

Source: Massanutten Association of REALTORS Multiple Listing Service.

STAUNTON, WAYNESBORO & AUGUSTA			
	2019	2020	+ / -
NEW LISTINGS	666	576	-16%
CONTRACTS	703	627	-12%
CLOSINGS	419	394	-6%

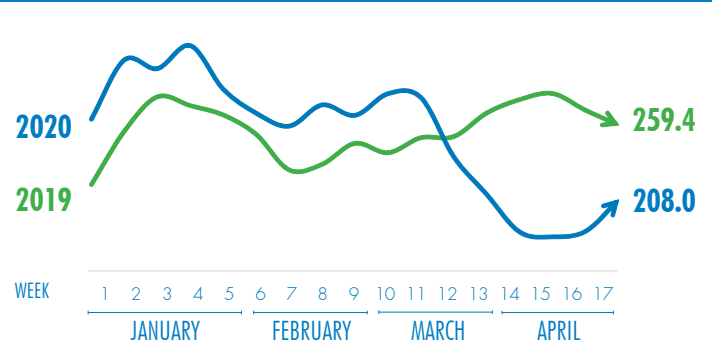
Source: Greater Augusta Association of REALTORS Multiple Listing Service.

30 YEAR MORTGAGE RATES



Source: Freddie Mac Primary Mortgage Market Survey. Note: The historic low rate was 3.31% on November 21, 2012.

30 YEAR MORTGAGE APPLICATION INDEX



Source: Mortgage Bankers Association of America. Note: Index of 100 is based on March 16, 1990 activity.



FUNKHOUSER
REAL ESTATE GROUP

www.FunkhouserGroup.com

HARRISONBURG
401 University Blvd
Harrisonburg, VA 22801
(540) 434-2400

WOODSTOCK
1010 Ox Road
Woodstock, VA 22664
(540) 459-4002

LURAY
7 Campbell St., Ste. B
Luray, VA 22835
(540) 743-4545

ELKTON
14016 Spotswood Trl.
Elkton, VA 22827
(540) 298-0280



FUNKHOUSER REPORT

WEEKLY

HARRISONBURG & ROCKINGHAM COUNTY BY THE NUMBERS

APRIL 29, 2020



YEAR TO DATE

510

HOMES LISTED YTD

THAT'S A 4%
INCREASE IN
INVENTORY

DAYS ON
20

MARKET YTD
80% DECREASE

475

CONTRACTS YTD

5% LESS HOMES
ARE GOING
UNDER CONTRACT

MEDIAN
\$229,250

PRICE YTD
7% INCREASE

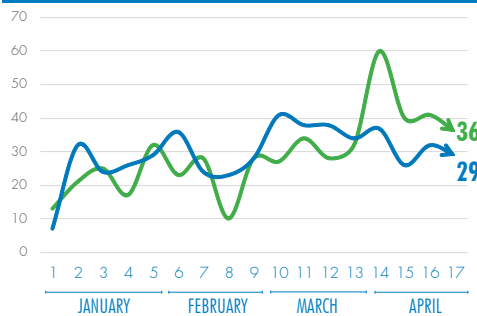
332

CLOSINGS YTD

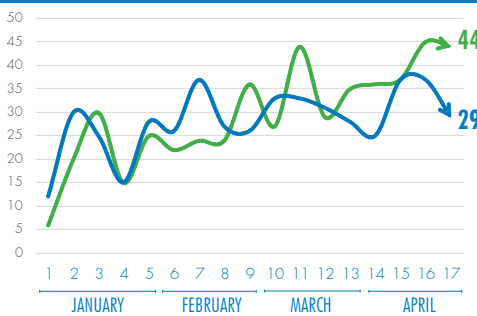
RESIDENTIAL
CLOSINGS
ARE UP 5%

WEEKLY TRENDS

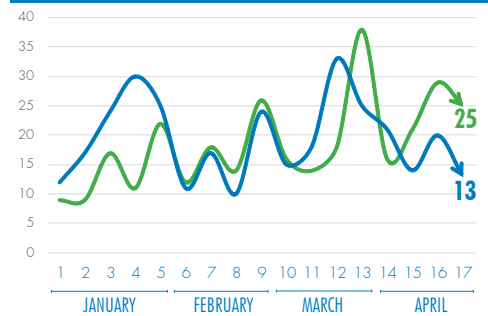
LISTINGS



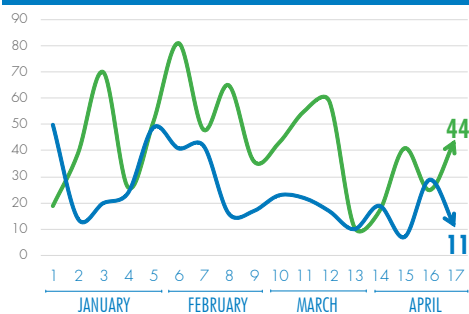
CONTRACTS



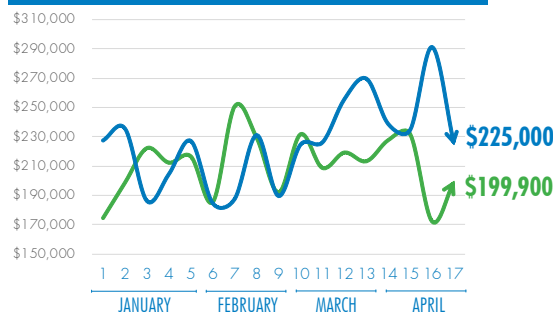
CLOSINGS



DAYS ON MARKET



MEDIAN PRICE



TREND LINES

2020 2019

DATA SOURCE

Data is calculated each week on market activity from the previous Monday through Sunday. The source of the data is the Harrisonburg-Rockingham Association of REALTORS Multiple Listing Service.



FUNKHOUSER
REAL ESTATE GROUP

www.FunkhouserGroup.com

HARRISONBURG

401 University Blvd
Harrisonburg, VA 22801
(540) 434-2400

WOODSTOCK

1010 Ox Road
Woodstock, VA 22664
(540) 459-4002

LURAY

7 Campbell St., Ste. B
Luray, VA 22835
(540) 743-4545

ELKTON

14016 Spotswood Trl.
Elkton, VA 22827
(540) 298-0280



FUNKHOUSER REPORT

WEEKLY

SHENANDOAH COUNTY BY THE NUMBERS

APRIL 29, 2020



YEAR TO DATE

287

HOMES LISTED YTD

THAT'S A .3%
DECREASE IN
INVENTORY

DAYS ON
41

MARKET YTD
24% DECREASE

254

CONTRACTS YTD

6% MORE HOMES
ARE GOING
UNDER CONTRACT

MEDIAN

\$200,700

PRICE YTD

5% INCREASE

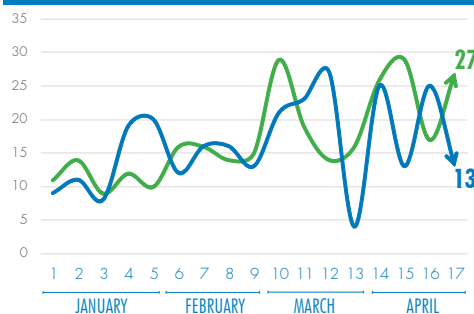
193

CLOSINGS YTD

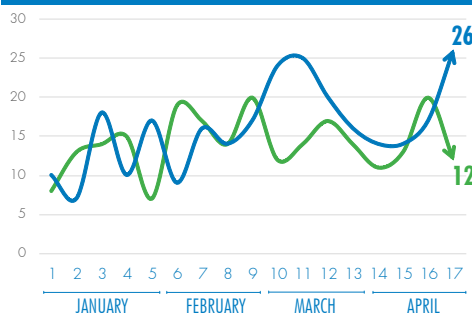
RESIDENTIAL
CLOSINGS
ARE DOWN 2%

WEEKLY TRENDS

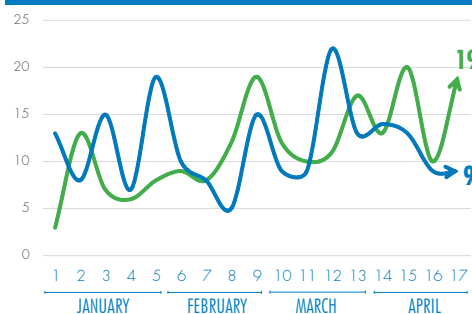
LISTINGS



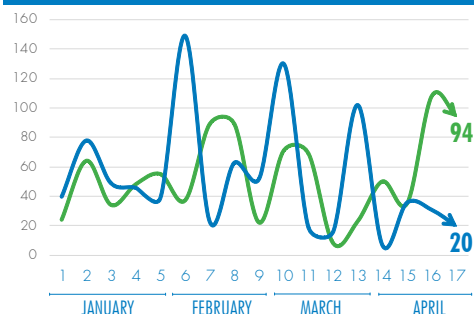
CONTRACTS



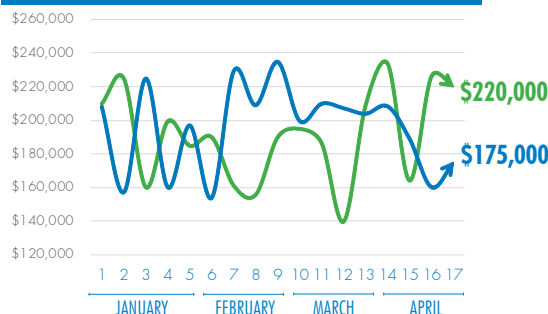
CLOSINGS



DAYS ON MARKET



MEDIAN PRICE



TREND LINES

2020 2019

DATA SOURCE

Data is calculated each week on market activity from the previous Monday through Sunday. The source of the data is the Massanutten Association of REALTORS Multiple Listing Service.



FUNKHOUSER
REAL ESTATE GROUP

www.FunkhouserGroup.com

HARRISONBURG

401 University Blvd
Harrisonburg, VA 22801
(540) 434-2400

WOODSTOCK

1010 Ox Road
Woodstock, VA 22664
(540) 459-4002

LURAY

7 Campbell St., Ste. B
Luray, VA 22835
(540) 743-4545

ELKTON

14016 Spotswood Trl.
Elkton, VA 22827
(540) 298-0280



FUNKHOUSER REPORT

WEEKLY

PAGE COUNTY BY THE NUMBERS

APRIL 29, 2020



YEAR TO DATE

91

HOMES LISTED YTD

THAT'S A 4%
INCREASE IN
INVENTORY

DAYS ON

55

MARKET YTD
29% DECREASE

62

CONTRACTS YTD

15% MORE HOMES
ARE GOING
UNDER CONTRACT

MEDIAN

\$189,900

PRICE YTD
13% DECREASE

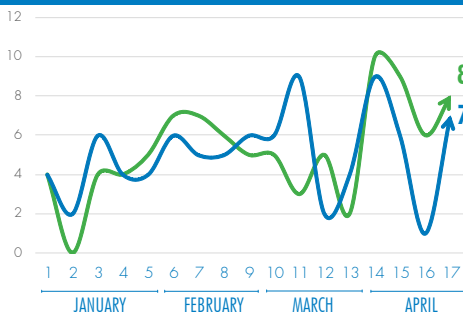
47

CLOSINGS YTD

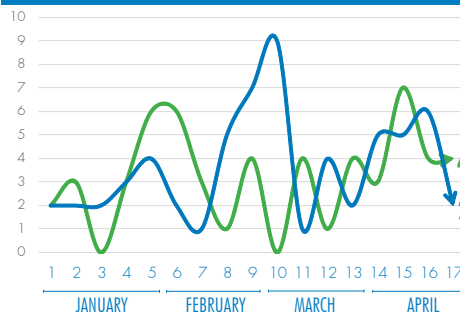
RESIDENTIAL
CLOSINGS
ARE UP 6%

WEEKLY TRENDS

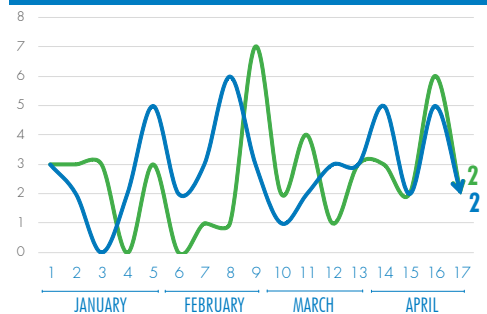
LISTINGS



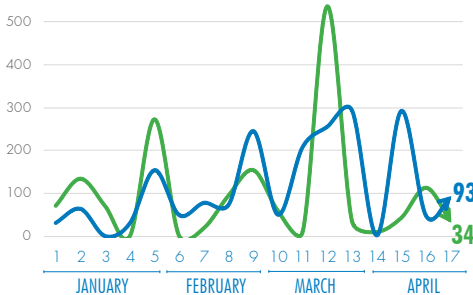
CONTRACTS



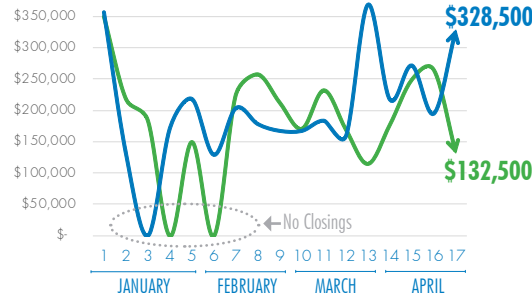
CLOSINGS



DAYS ON MARKET



MEDIAN PRICE



TREND LINES

2020 2019

DATA SOURCE

Data is calculated each week on market activity from the previous Monday through Sunday. The source of the data is the Massanutten Association of REALTORS Multiple Listing Service.



FUNKHOUSER
REAL ESTATE GROUP

www.FunkhouserGroup.com

HARRISONBURG

401 University Blvd
Harrisonburg, VA 22801
(540) 434-2400

WOODSTOCK

1010 Ox Road
Woodstock, VA 22664
(540) 459-4002

LURAY

7 Campbell St., Ste. B
Luray, VA 22835
(540) 743-4545

ELKTON

14016 Spotswood Trl.
Elkton, VA 22827
(540) 298-0280



FUNKHOUSER REPORT

WEEKLY

STAUNTON, WAYNESBORO & AUGUSTA COUNTY BY THE NUMBERS

APRIL 29, 2020



YEAR TO DATE

576

HOMES LISTED YTD

THAT'S A 16%
DECREASE IN
INVENTORY

DAYS ON

19

MARKET YTD
37% DECREASE

627

CONTRACTS YTD

12% LESS HOMES
ARE GOING
UNDER CONTRACT

MEDIAN

\$200,250

PRICE YTD
3% INCREASE

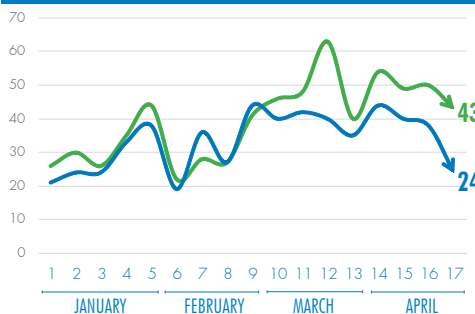
394

CLOSINGS YTD

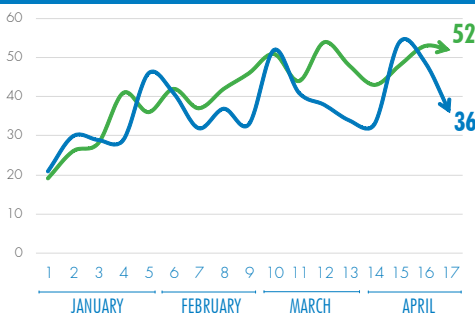
RESIDENTIAL
CLOSINGS
ARE DOWN 6%

WEEKLY TRENDS

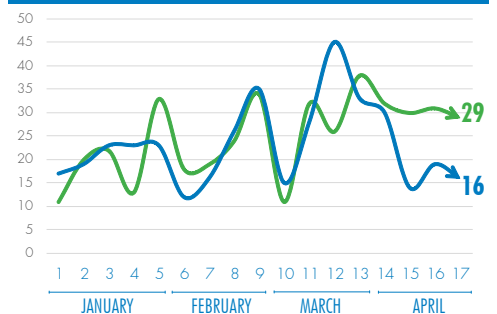
LISTINGS



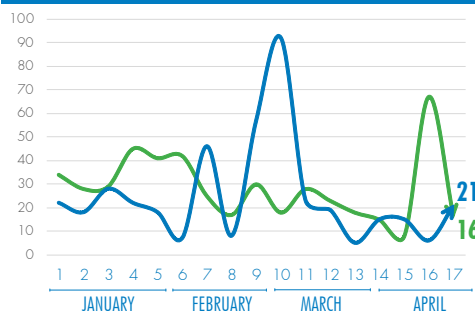
CONTRACTS



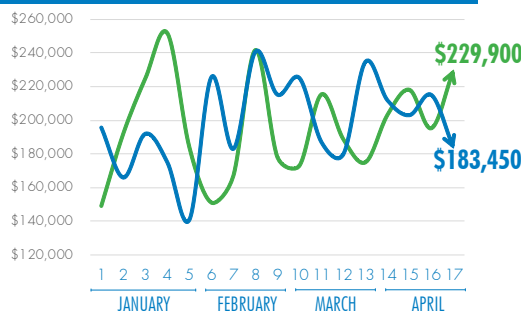
CLOSINGS



DAYS ON MARKET



MEDIAN PRICE



TREND LINES

2020 2019

DATA SOURCE

Data is calculated each week on market activity from the previous Monday through Sunday. The source of the data is the Greater Augusta Association of REALTORS Multiple Listing Service.



FUNKHOUSER
REAL ESTATE GROUP

www.FunkhouserGroup.com

HARRISONBURG

401 University Blvd
Harrisonburg, VA 22801
(540) 434-2400

WOODSTOCK

1010 Ox Road
Woodstock, VA 22664
(540) 459-4002

LURAY

7 Campbell St., Ste. B
Luray, VA 22835
(540) 743-4545

ELKTON

14016 Spotswood Trl.
Elkton, VA 22827
(540) 298-0280

